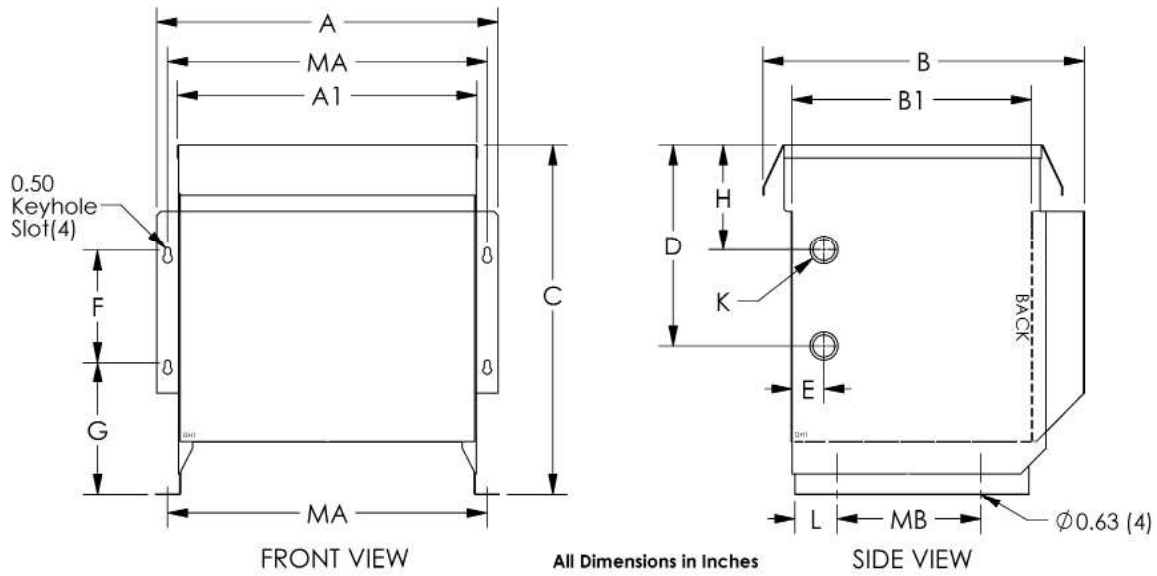


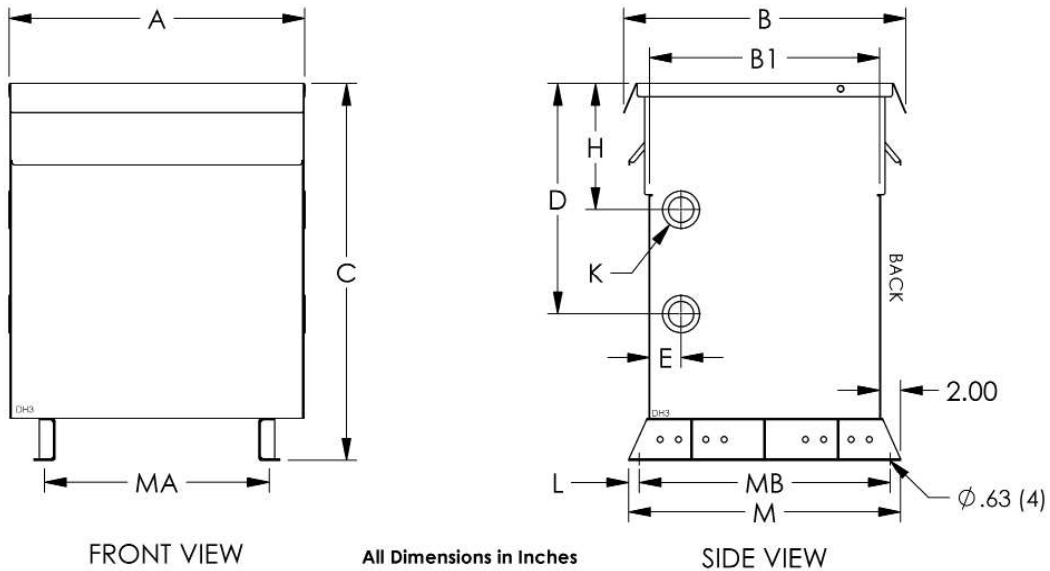
Enclosure Drawings

DH Series



| Case Style | Dimensions in Inches | | | | | | | | | | | | | | |
|------------|----------------------|------|------|----|------|------|---|---|------|-----|------------------|-----|------|----|--|
| | A | A1 | B | B1 | C | D | E | F | G | H | K | L | MA | MB | |
| DH1 | 21.5 | 18.8 | 20.1 | 15 | 22 | 12.6 | 2 | 7 | 8.3 | 6.6 | 1.38 X 1.75 K.O. | 2.6 | 20 | 9 | |
| DH1-1 | 22.3 | 19.8 | 23.8 | 18 | 26.7 | 16 | 2 | 8 | 9.2 | 8.6 | 1.38 X 2.50 K.O. | 3.8 | 21.1 | 9 | |
| DH2 | 25.8 | 23.3 | 23.8 | 18 | 28.8 | 17 | 2 | 8 | 10.3 | 8.6 | 1.75 X 2.50 K.O. | 3.8 | 24.6 | 9 | |

¹ Knockout (K) sizes are actual diameters of knockout, not conduit sizes.



| Case Style | Dimensions in Inches | | | | | | | | | | | | |
|------------|----------------------|------|------|------|------|---|------|------------------|---|------|------|------|--|
| | A | B | B1 | C | D | E | H | K | L | M | MA | MB | |
| DH3 | 28.3 | 27 | 22 | 36 | 22 | 3 | 12 | 2.00 X 3.00 K.O. | 1 | 26 | 21.5 | 24 | |
| DH4 | 31.5 | 29.5 | 24.5 | 44.5 | 27.5 | 3 | 14.5 | 2.00 X 3.00 K.O. | 1 | 28.5 | 23.5 | 26.5 | |

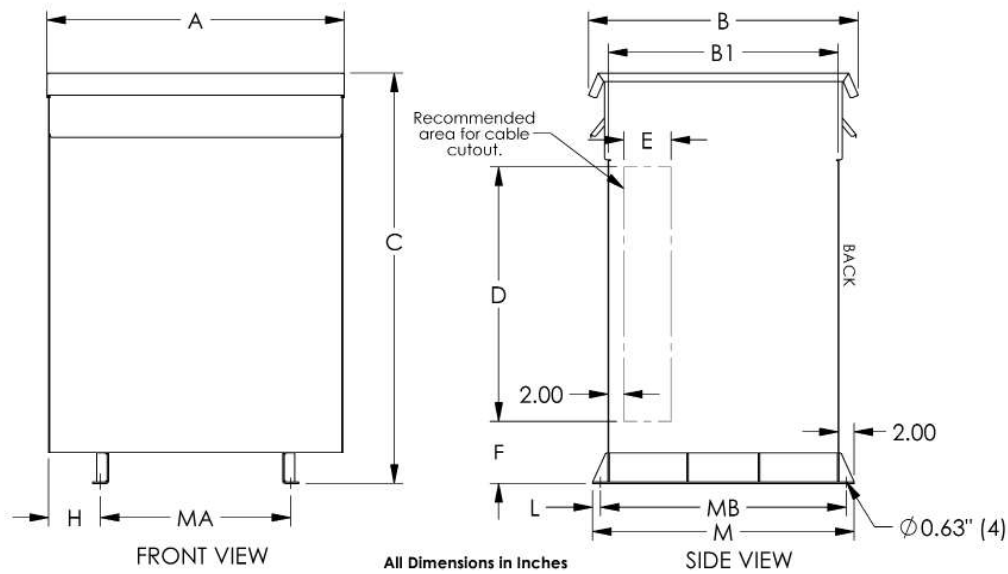
¹ Knockout (K) sizes are actual diameters of knockout, not conduit sizes.

Enclosure Drawings

DH Series

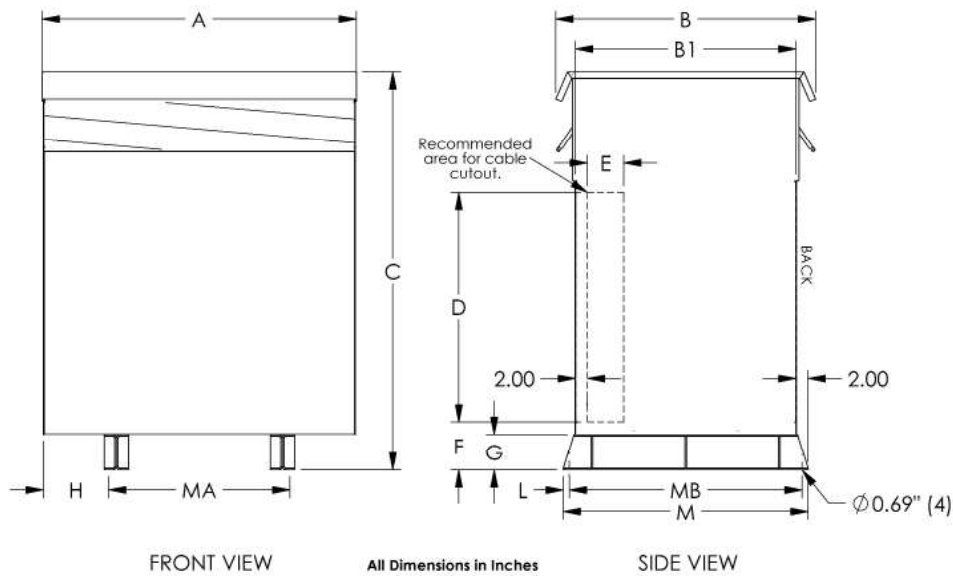


Hammond
Power Solutions



| Case Style | Dimensions in Inches | | | | | | | | | | | |
|------------|----------------------|----|----|----|----|---|---|-----|---|----|----|----|
| | A | B | B1 | C | D | E | F | H | L | M | MA | MB |
| DH5 | 38 | 34 | 29 | 52 | 32 | 6 | 8 | 6.6 | 1 | 33 | 24 | 31 |

¹ Knockout (K) sizes are actual diameters of knockout, not conduit sizes.



| Case Style | Dimensions in Inches | | | | | | | | | | | | |
|-------------|----------------------|----|----|----|----|----|----|---|------|---|----|----|----|
| | A | B | B1 | C | D | E | F | G | H | L | M | MA | MB |
| DH6 | 49 | 42 | 35 | 64 | 32 | 6 | 10 | 6 | 9.3 | 1 | 39 | 30 | 37 |
| DH7 | 54 | 47 | 40 | 72 | 40 | 8 | 10 | 6 | 8.8 | 1 | 44 | 36 | 42 |
| DH8 | 60 | 50 | 43 | 82 | 50 | 10 | 10 | 6 | 9.8 | 1 | 47 | 40 | 45 |
| DH9 | 68 | 50 | 43 | 82 | 40 | 10 | 10 | 6 | 11.8 | 1 | 47 | 44 | 45 |
| DH10 | 78 | 55 | 48 | 86 | 46 | 10 | 10 | 6 | 14.8 | 1 | 52 | 48 | 50 |

¹ Knockout (K) sizes are actual diameters of knockout, not conduit sizes.